

Lecture 7: Minimum Spanning Trees and Prim's Algorithm

CLRS Chapter 23

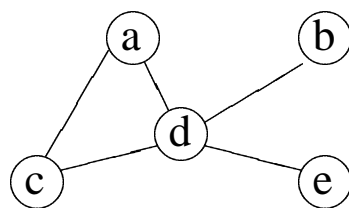
Outline of this Lecture

- Spanning trees and minimum spanning trees.
- The minimum spanning tree (MST) problem.
- The generic algorithm for MST problem.
- Prim's algorithm for the MST problem.
 - The algorithm
 - Correctness
 - Implementation + Running Time

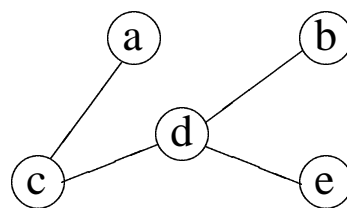
Spanning Trees

Spanning Trees: A **subgraph** T of a undirected graph $G = (V, E)$ is a **spanning tree** of G if it is a tree and contains every vertex of G .

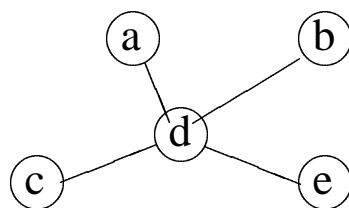
Example:



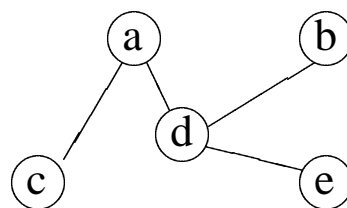
Graph



spanning tree 1



spanning tree 2



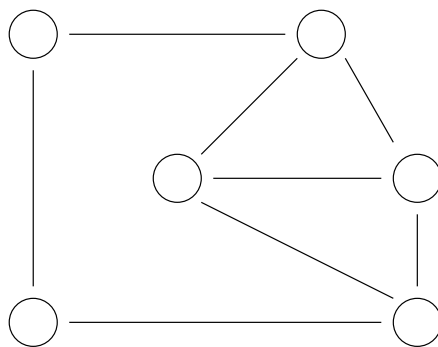
spanning tree 3

Spanning Trees

Theorem: Every connected graph has a spanning tree.

Question: Why is this true?

Question: Given a connected graph G , how can you find a spanning tree of G ?

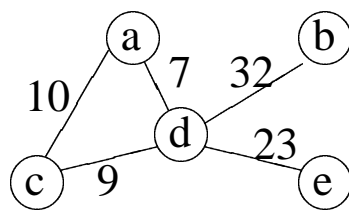


Weighted Graphs

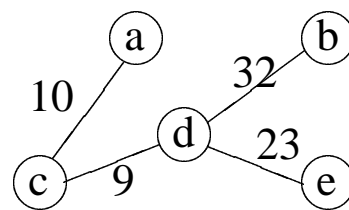
Weighted Graphs: A weighted graph is a graph, in which each edge has a weight (some real number).

Weight of a Graph: The sum of the weights of all edges.

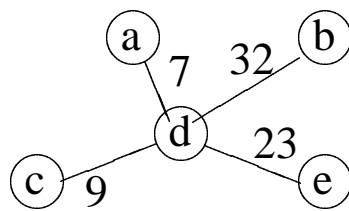
Example:



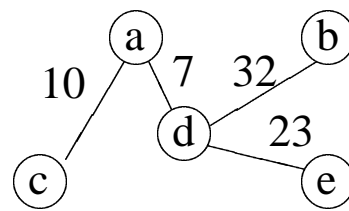
weighted graph



Tree 1. $w=74$



Tree 2, $w=71$



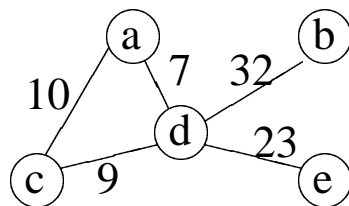
Tree 3, $w=72$

Minimum spanning tree

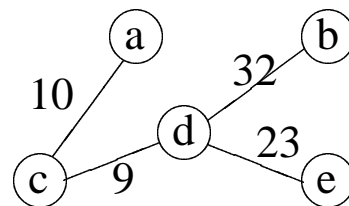
Minimum Spanning Trees

A **Minimum Spanning Tree** in an undirected connected weighted graph is a spanning tree of **minimum weight** (among all spanning trees).

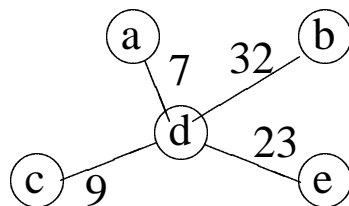
Example:



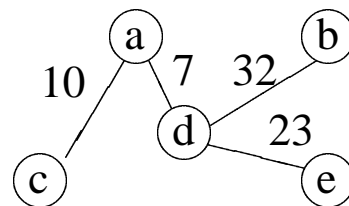
weighted graph



Tree 1. $w=74$



Tree 2, $w=71$



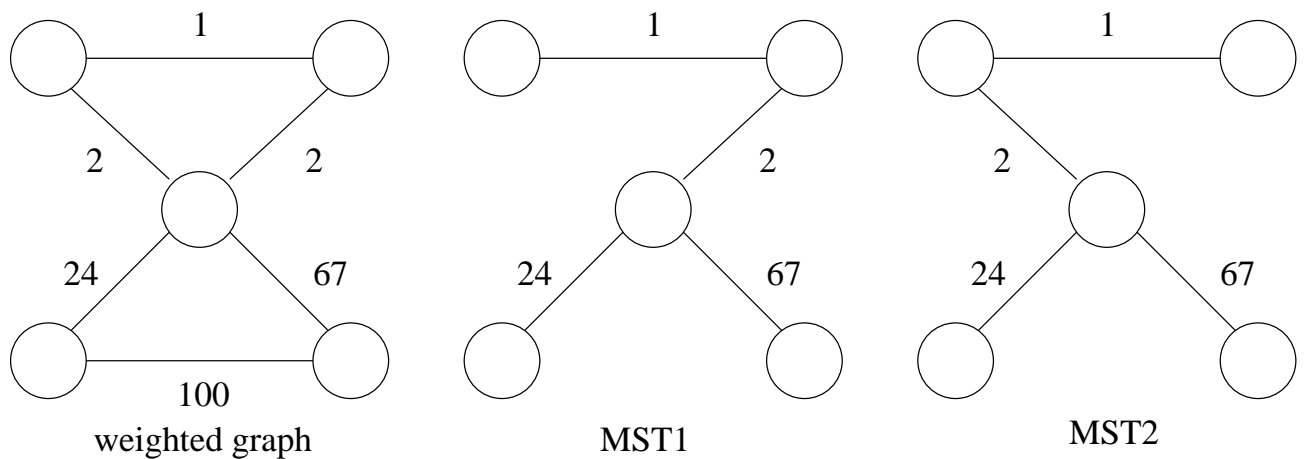
Tree 3, $w=72$

Minimum spanning tree

Minimum Spanning Trees

Remark: The minimum spanning tree may not be unique. However, if the weights of all the edges are pairwise distinct, it is indeed unique (we won't prove this now).

Example:



Minimum Spanning Tree Problem

MST Problem: Given a connected weighted undirected graph G , design an algorithm that outputs a minimum spanning tree (MST) of G .

Question: What is most intuitive way to solve?

Generic approach: A tree is an acyclic graph. The idea is to start with an empty graph and try to add edges one at a time, always making sure that what is built remains acyclic. And if we are sure every time the resulting graph always is a subset of some minimum spanning tree, we are done.

Generic Algorithm for MST problem

Let A be a set of edges such that $A \subseteq T$, where T is a MST. An edge (u, v) is a *safe edge* for A , if $A \cup \{(u, v)\}$ is also a subset of some MST.

If at each step, we can find a safe edge (u, v) , we can 'grow' a MST. This leads to the following generic approach:

```
Generic-MST( $G, w$ )
```

```
  Let  $A = \text{EMPTY};$ 
```

```
  while  $A$  does not form a spanning tree
```

```
    find an edge  $(u, v)$  that is safe for  $A$ 
```

```
    add  $(u, v)$  to  $A$ 
```

```
  return  $A$ 
```

How can we find a safe edge?

How to find a safe edge

We first give some definitions. Let $G = (V, E)$ be a connected and undirected graph. We define:

Cut A **cut** $(S, V - S)$ of G is a partition of V .

Cross An edge $(u, v) \in E$ **crosses** the cut $(S, V - S)$ if one of its endpoints is in S , and the other is in $V - S$.

Respect A cut **respects** a set A of edges if no edge in A crosses the cut.

Light edge An edge is a **light edge** crossing a cut if its weight is the minimum of any edge crossing the cut.

How to find a safe edge

Lemma

Let $G = (V, E)$ be a connected, undirected graph with a real-valued weight function w defined on E . Let A be a subset of E that is included in some minimum spanning tree for G , let $(S, V - S)$ be *any* cut of G that respects A , and let (u, v) be a light edge crossing the cut $(S, V - S)$. Then, edge (u, v) is safe for A .

It means that we can find a safe edge by

1. first finding a cut that respects A ,
2. then finding the light edge crossing that cut.

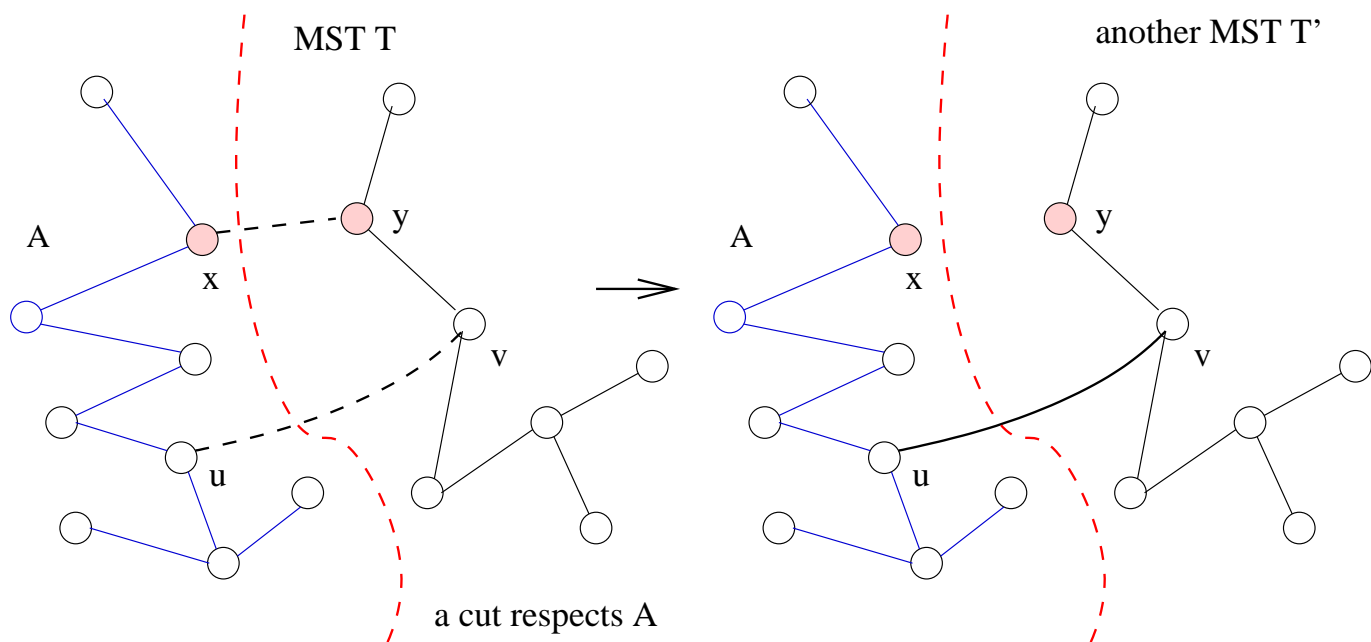
That light edge is a safe edge.

Proof

1. Let $A \subseteq T$, where T is a MST. Suppose $(u, v) \notin T$.
2. The trick is to construct *another* MST T' that contains both A and (u, v) , thereby showing (u, v) is a safe edge for A .

3. Since u , and v are on opposite sides of the cut $(S, V - S)$, there is at least one edge in T on the path from u to v that *crosses* the cut. Let (x, y) be such edge. Since the cut respects A , $(x, y) \notin A$.

Since (u, v) is a light edge crossing the cut, we have $w(x, y) \geq w(u, v)$.



4. Add (u, v) to T , it creates a cycle. By removing an edge from the cycle, it becomes a tree again. In particular, we remove (x, y) ($\notin A$) to make a new tree T' .

5. The weight of T' is

$$\begin{aligned}w(T') &= w(T) - w(x, y) + w(u, v) \\ &\leq w(T)\end{aligned}$$

6. Since T is a MST, we must have $w(T) = w(T')$, hence T' is also a MST.

7. Since $A \cup \{(u, v)\}$ is also a subset of T' (a MST), (u, v) is safe for A .

Prim's Algorithm

The generic algorithm gives us an idea how to 'grow' a MST.

If you read the theorem and the proof carefully, you will notice that the choice of a cut (and hence the corresponding light edge) in each iteration is immaterial. We can select *any cut* (that respects the selected edges) and find the light edge crossing that cut to proceed.

The *Prim's* algorithm makes a nature choice of the cut in each iteration – it grows a single tree and adds a light edge in each iteration.

Prim's Algorithm : How to grow a tree

Grow a Tree

- Start by picking any vertex r to be the root of the tree.
- While the tree does not contain all vertices in the graph
find shortest edge leaving the tree
and add it to the tree .

Running time is $O((|V| + |E|) \log |V|)$.

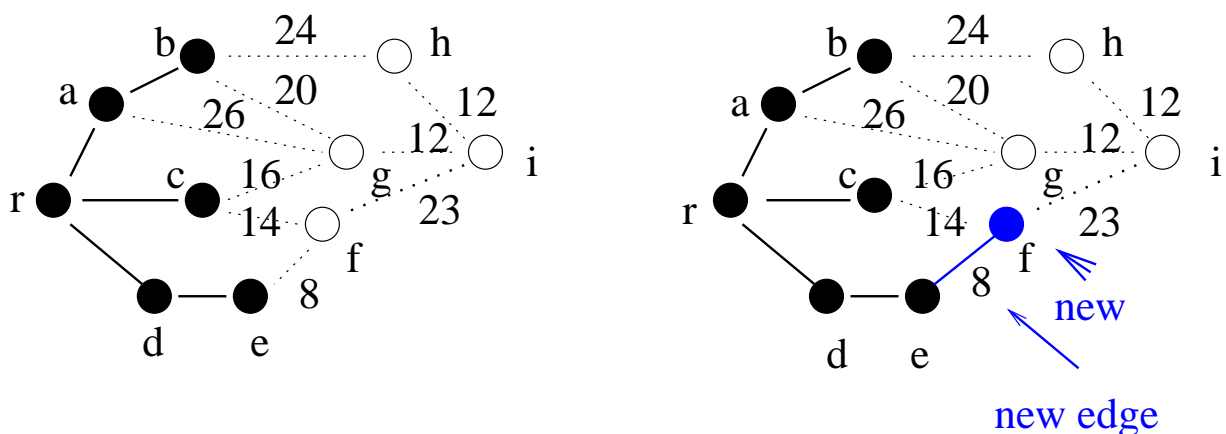
More Details

Step 0: Choose any element r ; set $S = \{r\}$ and $A = \emptyset$. (Take r as the root of our spanning tree.)

Step 1: Find a lightest edge such that one endpoint is in S and the other is in $V \setminus S$. Add this edge to A and its (other) endpoint to S .

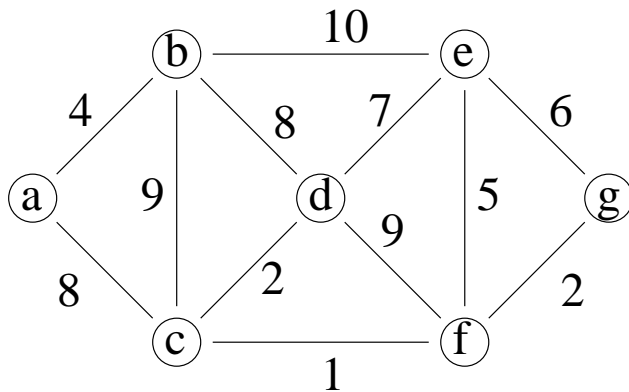
Step 2: If $V \setminus S = \emptyset$, then stop & output (minimum) spanning tree (S, A) . Otherwise go to Step 1.

The idea: expand the current tree by adding the lightest (shortest) edge leaving it and its endpoint.

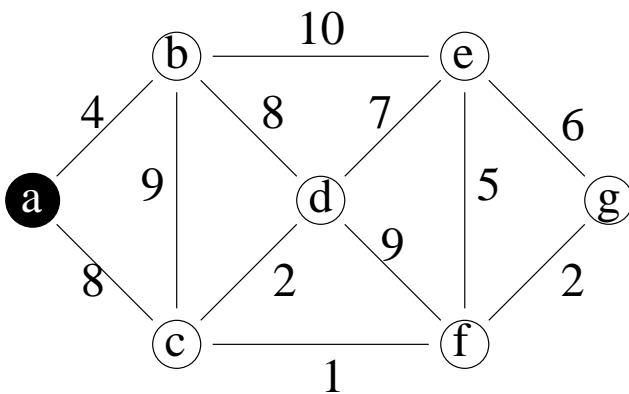


Prim's Algorithm

Worked Example



Connected graph



Step 0

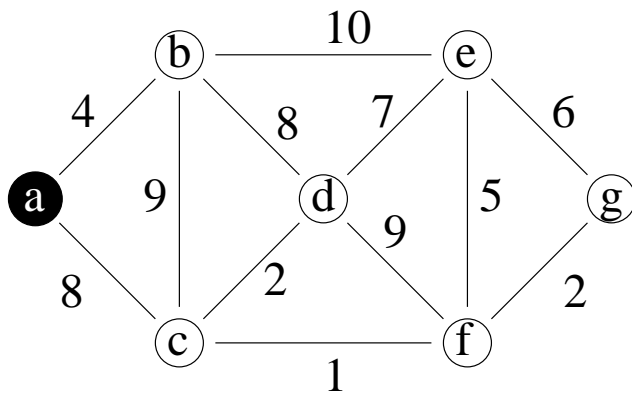
$S = \{a\}$

$V \setminus S = \{b, c, d, e, f, g\}$

lightest edge = {a,b}

Prim's Algorithm

Prim's Example – Continued



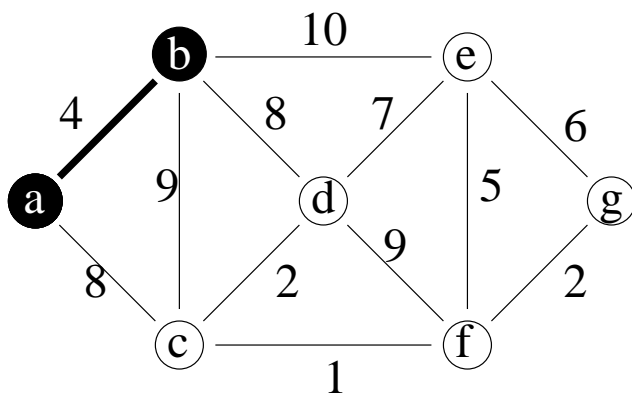
Step 1.1 before

$S = \{a\}$

$V \setminus S = \{b, c, d, e, f, g\}$

$A = \{\}$

lightest edge = $\{a, b\}$



Step 1.1 after

$S = \{a, b\}$

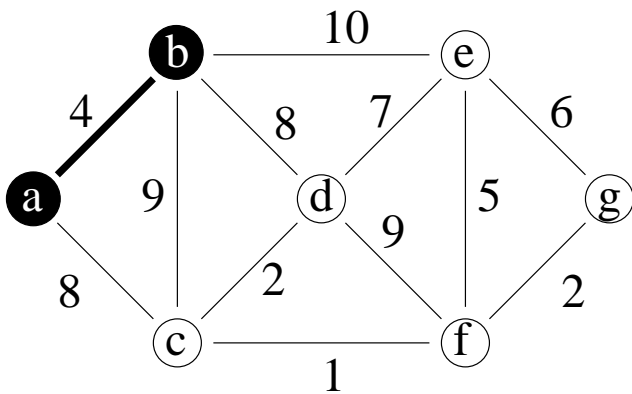
$V \setminus S = \{c, d, e, f, g\}$

$A = \{\{a, b\}\}$

lightest edge = $\{b, d\}, \{a, c\}$

Prim's Algorithm

Prim's Example – Continued



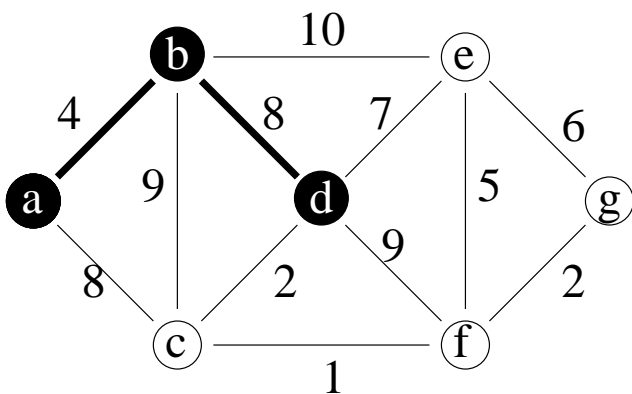
Step 1.2 before

$S = \{a, b\}$

$V \setminus S = \{c, d, e, f, g\}$

$A = \{\{a, b\}\}$

lightest edge = $\{b, d\}, \{a, c\}$



Step 1.2 after

$S = \{a, b, d\}$

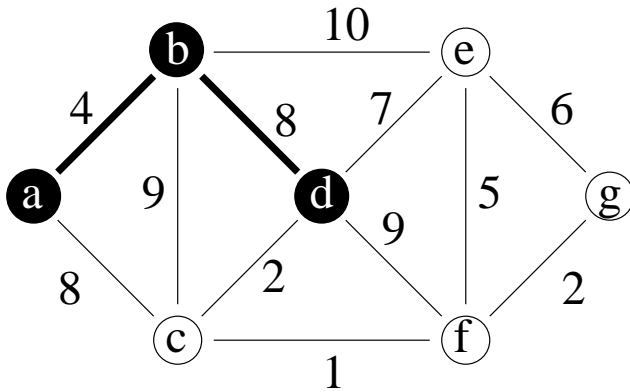
$V \setminus S = \{c, e, f, g\}$

$A = \{\{a, b\}, \{b, d\}\}$

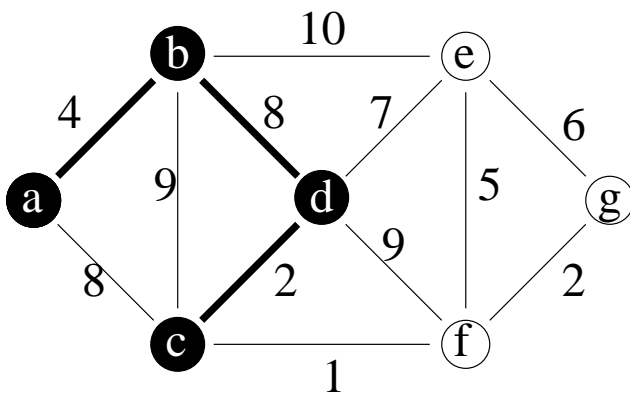
lightest edge = $\{d, c\}$

Prim's Algorithm

Prim's Example – Continued



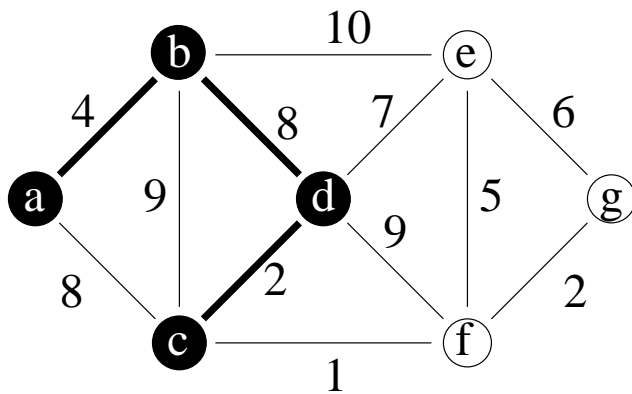
Step 1.3 before
 $S = \{a, b, d\}$
 $V \setminus S = \{c, e, f, g\}$
 $A = \{\{a, b\}, \{b, d\}\}$
 lightest edge = $\{d, c\}$



Step 1.3 after
 $S = \{a, b, c, d\}$
 $V \setminus S = \{e, f, g\}$
 $A = \{\{a, b\}, \{b, d\}, \{c, d\}\}$
 lightest edge = $\{c, f\}$

Prim's Algorithm

Prim's Example – Continued



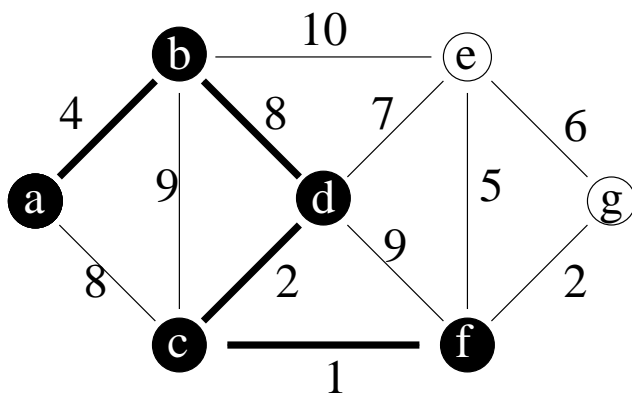
Step 1.4 before

$S = \{a, b, c, d\}$

$V \setminus S = \{e, f, g\}$

$A = \{\{a, b\}, \{b, d\}, \{c, d\}\}$

lightest edge = $\{c, f\}$



Step 1.4 after

$S = \{a, b, c, d, f\}$

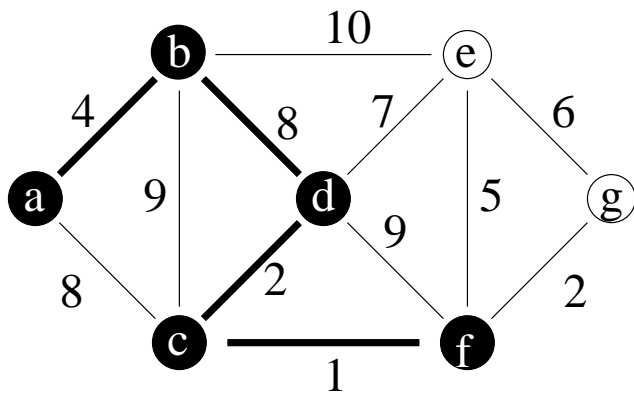
$V \setminus S = \{e, g\}$

$A = \{\{a, b\}, \{b, d\}, \{c, d\}, \{c, f\}\}$

lightest edge = $\{f, g\}$

Prim's Algorithm

Prim's Example – Continued



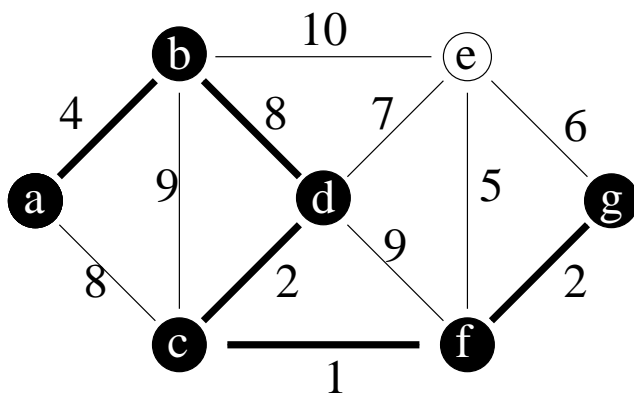
Step 1.5 before

$S = \{a, b, c, d, f\}$

$V \setminus S = \{e, g\}$

$A = \{\{a, b\}, \{b, d\}, \{c, d\}, \{c, f\}\}$

lightest edge = $\{f, g\}$



Step 1.5 after

$S = \{a, b, c, d, f, g\}$

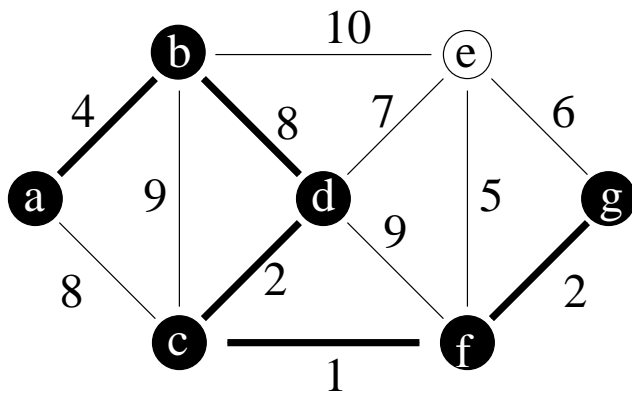
$V \setminus S = \{e\}$

$A = \{\{a, b\}, \{b, d\}, \{c, d\}, \{c, f\},$
 $\{f, g\}\}$

lightest edge = $\{f, e\}$

Prim's Algorithm

Prim's Example – Continued



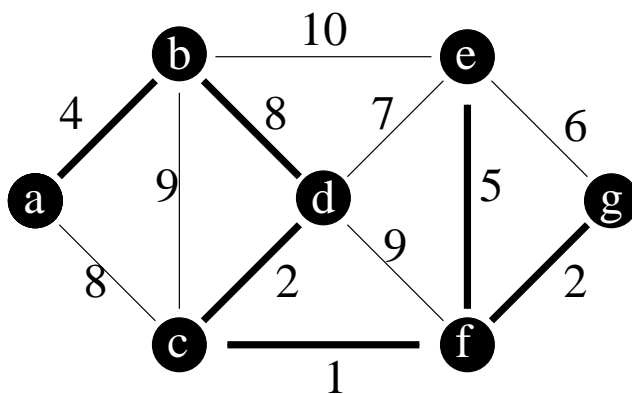
Step 1.6 before

$S = \{a, b, c, d, f, g\}$

$V \setminus S = \{e\}$

$A = \{\{a, b\}, \{b, d\}, \{c, d\}, \{c, f\}, \{f, g\}\}$

lightest edge = $\{f, e\}$



Step 1.6 after

$S = \{a, b, c, d, e, f, g\}$

$V \setminus S = \{\}$

$A = \{\{a, b\}, \{b, d\}, \{c, d\}, \{c, f\}, \{f, g\}, \{f, e\}\}$

MST completed

Recall Idea of Prim's Algorithm

Step 0: Choose any element r and set $S = \{r\}$ and $A = \emptyset$.
(Take r as the root of our spanning tree.)

Step 1: Find a lightest edge such that one endpoint is in S and the other is in $V \setminus S$. Add this edge to A and its (other) endpoint to S .

Step 2: If $V \setminus S = \emptyset$, then stop and output the minimum spanning tree (S, A) .
Otherwise go to Step 1.

Questions:

- Why does this produce a **Minimum** Spanning Tree?
- How does the algorithm find the **lightest edge** and update A efficiently?
- How does the algorithm update S efficiently?

Prim's Algorithm

Question: How does the algorithm update S efficiently?

Answer: Color the vertices. Initially all are white. Change the color to black when the vertex is moved to S . Use $\text{color}[v]$ to store color.

Question: How does the algorithm find the lightest edge and update A efficiently?

Answer:

- (a) Use a priority queue to find the lightest edge.
- (b) Use $\text{pred}[v]$ to update A .

Reviewing Priority Queues

Priority Queue is a data structure (can be implemented as a heap) which supports the following operations:

insert(u , key):

Insert u with the key value key in Q .

$u = \text{extractMin}()$:

Extract the item with the minimum key value in Q .

decreaseKey(u , $new\text{-}key$):

Decrease u 's key value to $new\text{-}key$.

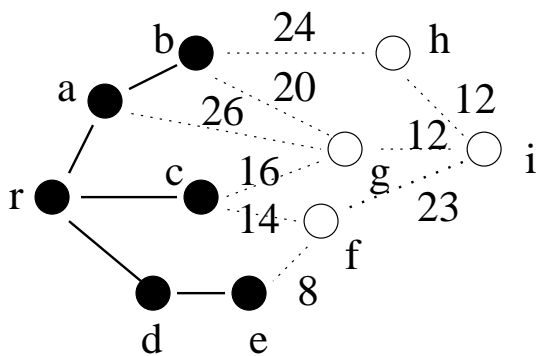
Remark: Priority Queues can be implemented so that each operation takes time $O(\log |Q|)$. See CLRS!

Using a Priority Queue to Find the Lightest Edge

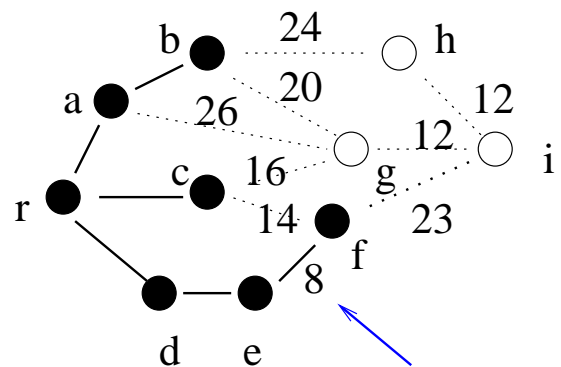
Each item of the queue is a triple $(u, \text{pred}[u], \text{key}[u])$, where

- u is a vertex in $V \setminus S$,
- $\text{key}[u]$ is the weight of the lightest edge from u to any vertex in S , and
- $\text{pred}[u]$ is the endpoint of this edge in S .

The array is used to build the MST tree.



$\text{key}[f] = 8, \text{pred}[f] = e$
 $\text{key}[i] = \text{infinity}, \text{pred}[i] = \text{nil}$
 $\text{key}[g] = 16, \text{pred}[g] = c$
 $\text{key}[h] = 24, \text{pred}[h] = b$
 $\rightarrow f$ has the minimum key



new edge

$\text{key}[i] = 23, \text{pred}[i] = f$

After adding the new edge and vertex f , update the $\text{key}[v]$ and $\text{pred}[v]$ for each vertex v adjacent to f

Description of Prim's Algorithm

Remark: G is given by **adjacency lists**. The vertices in $V \setminus S$ are stored in a priority queue with $\text{key} = \text{value of lightest edge to vertex in } S$.

```

Prim( $G, w, r$ )
{
  for each  $u \in V$                                 initialize
  {
     $\text{key}[u] = +\infty$ ;
     $\text{color}[u] = W$ ;
  }
   $\text{key}[r] = 0$ ;                                    start at root
   $\text{pred}[r] = \text{NIL}$ ;
   $Q = \text{new PriQueue}(V)$ ;                          put vertices in  $Q$ 
  while( $Q$  is nonempty)                             until all vertices in MST
  {                                                  lightest edge
     $u = Q.\text{extractMin}()$ ;
    for each ( $v \in \text{adj}[u]$ )
    {
      if ( $(\text{color}[v] == W) \ \&\& \ (w[u, v] < \text{key}[v])$ )
         $\text{key}[v] = w[u, v]$ ;                          new lightest edge
         $Q.\text{decreaseKey}(v, \text{key}[v])$ ;
         $\text{pred}[v] = u$ ;
      }
    }
     $\text{color}[u] = B$ ;
  }
}

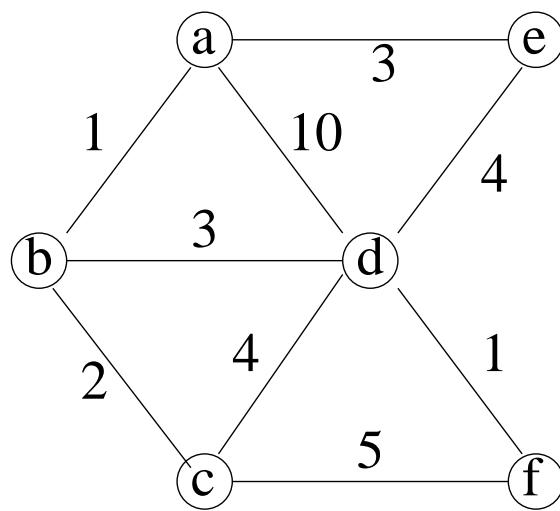
```

When the algorithm terminates, $Q = \emptyset$ and the MST is

$$T = \{\{v, \text{pred}[v]\} : v \in V \setminus \{r\}\}.$$

The pred pointers define the MST as an inverted tree rooted at r .

Example for Running Prim's Algorithm



u	a	b	c	d	e	f
key[u]						
pred[u]						

Analysis of Prim's Algorithm

Let $n = |V|$ and $e = |E|$. The data structure PriQueue supports the following two operations: (See CLRS)

- $O(\log n)$ to **extract** each vertex from the queue.
Done once for each vertex = $O(n \log n)$.
- $O(\log n)$ time to **decrease** the key value of neighboring vertex.
Done at most once for each edge = $O(e \log n)$.

Total cost is then

$$O((n + e) \log n)$$

Analysis of Prim's Algorithm – Continued

```

Prim(G, w, r) {
  for each (u in V)
  {
    key[u] = +infinity;
    color[u] = white;
  }
  key[r] = 0;
  pred[r] = nil;
  Q = new PriQueue(V);

  while (Q.nonempty())
  {
    u = Q.extractMin();
    for each (v in adj[u])
    {
      if ((color[v] == white) &
          (w(u,v) < key[v]))
      {
        key[v] = w(u, v);
        Q.decreaseKey(v, key[v]);
        pred[v] = u;
      }
    }
    color[u] = black;
  }
}

```

2n

1

1

n

1

O(log n)

1

1

O(deg(u) log n)

1

O(log n)

1

1

$$\sum_{u \text{ in } V} [O(\log n) + O(\text{deg}(u) \log n)]$$

Analysis of Prim's Algorithm – Continued

So the overall running time is

$$\begin{aligned} T(n, e) &= 3n + 2 + \sum_{u \in V} [O(\log n) + O(\deg(u) \log n)] \\ &= 3n + 2 + O \left[(\log n) \sum_{u \in V} (1 + \deg(u)) \right] \\ &= 3n + 2 + O[(\log n)(n + 2e)] \\ &= O[(\log n)(n + 2e)] \\ &= O[(\log n)(n + e)] \\ &= O[(|V| + |E|) \log |V|]. \end{aligned}$$