

PowWow++

AgMonitor

Daniel Kluzner, *Lead*

Erick Rios, *Scribe*

Sai Kathika


Kelly Yeh

Huanhua Xu

Mentor: Stan Knutson



Daniel Kluzer (Team lead)



Eric Rios (Scribe)



Sai Kathika



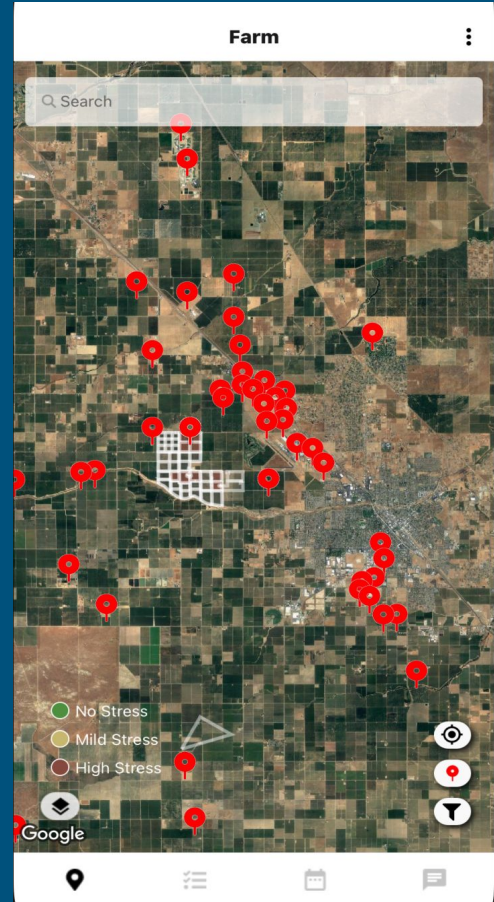
Huanhua Xu



Kelly Yeh

Problem/Background

- Farming and agriculture play a critical role in the modern world. By 2100, the world will need to have increased its calorie intake by 80%.
- Farming inefficiency has been an underlying issue from California drought to the COVID-19 pandemic
- Helps create jobs and opportunities in disadvantaged communities
- AgMonitor: AI for precision agriculture
 - provides software for tracking data, managing tasks, communicating between teams, and scheduling upcoming irrigation/fertigation times

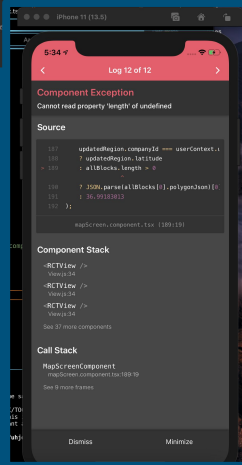
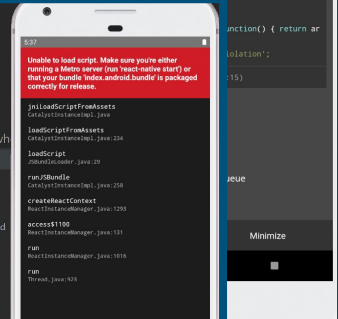
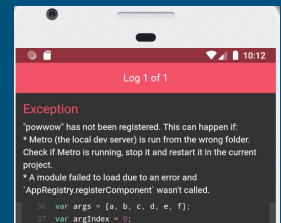
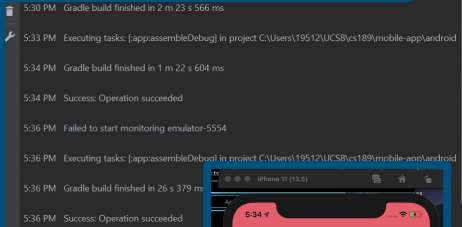
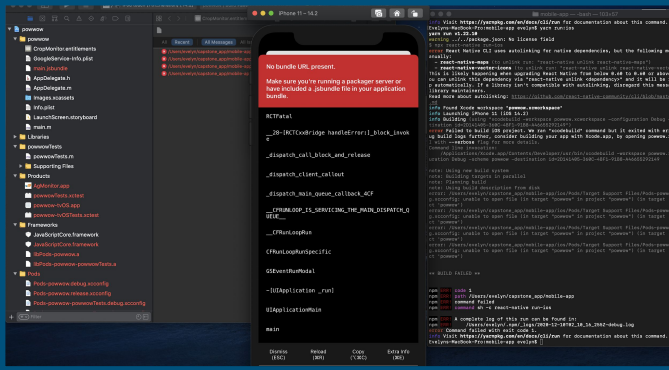


Project Overview

- Expand current mobile app to include additional functionality
 - Sensor data graph display
 - Calendar feature for managing upcoming tasks and setting alerts
- React Native Framework
 - Easy functionality for IOS/Android
- Victory charts
 - Intuitive in React Native
- GraphQL
 - Sensor definition fetching
- CouchDB, SQLite
 - Caching data for faster loading times

Challenges

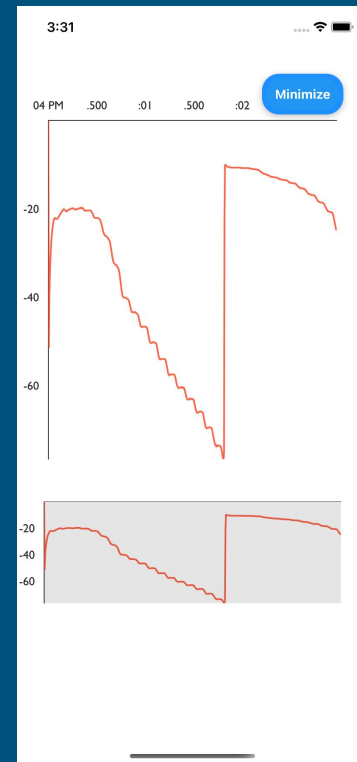

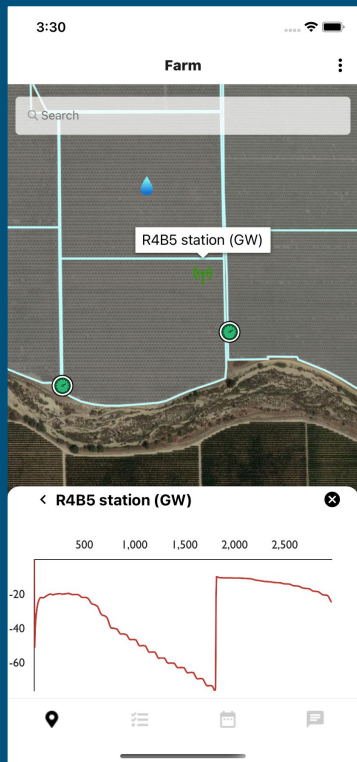
- Working with a complicated environment
 - A very large codebase
 - React Native requires many dependencies
 - Proprietary code
- Lack of experience with React Native/Typescript
- Using Windows means no access to iOS version
 - Certain bugs happen in Android that doesn't happen in iOS



Next Steps

- Real-time data display using API calls
- Expanding how data is viewed in full-screen mode
 - Switching between viewing different metrics
 - Multiple graphs
- Task creation/editing in the calendar and notifying field crew
- Zooming and pinching functionality in charts
 - Changes time interval that is shown
- Creating issue report from sensor data

Demo



Thank you!

