

Stuart Ogawa (Mentor)
Kevin Pierce
Chris Nishimura

Recommendation Monkey

Data and Decisions

Sponser: Bill.com

Team Inspector Royale

CS 189
Jianwen Su
Chandra Krintz
Mason Corey



Derek Garcia
Project Lead



Noa Kim
Scribe
Database




Carson Coley
Front-End



Jonas Zhang
Statistics



Joe Zhuang
Backend



UC SANTA BARBARA
engineering

Challenge

Architect and develop a scalable data science lab to analyze, predict, and recommend the most promising U.S. small and medium size industries and businesses to pursue

Data Set Characteristics

- 10.4m real transactions representing \$36B in business transactions
- 5 years of financial transactions (2015 to 2019)
- 100K+ entities and 100's of Dun and Bradstreet industries

What We Did and How We Did It

Fall 2021 - “Build the Model T” and drive it around the block

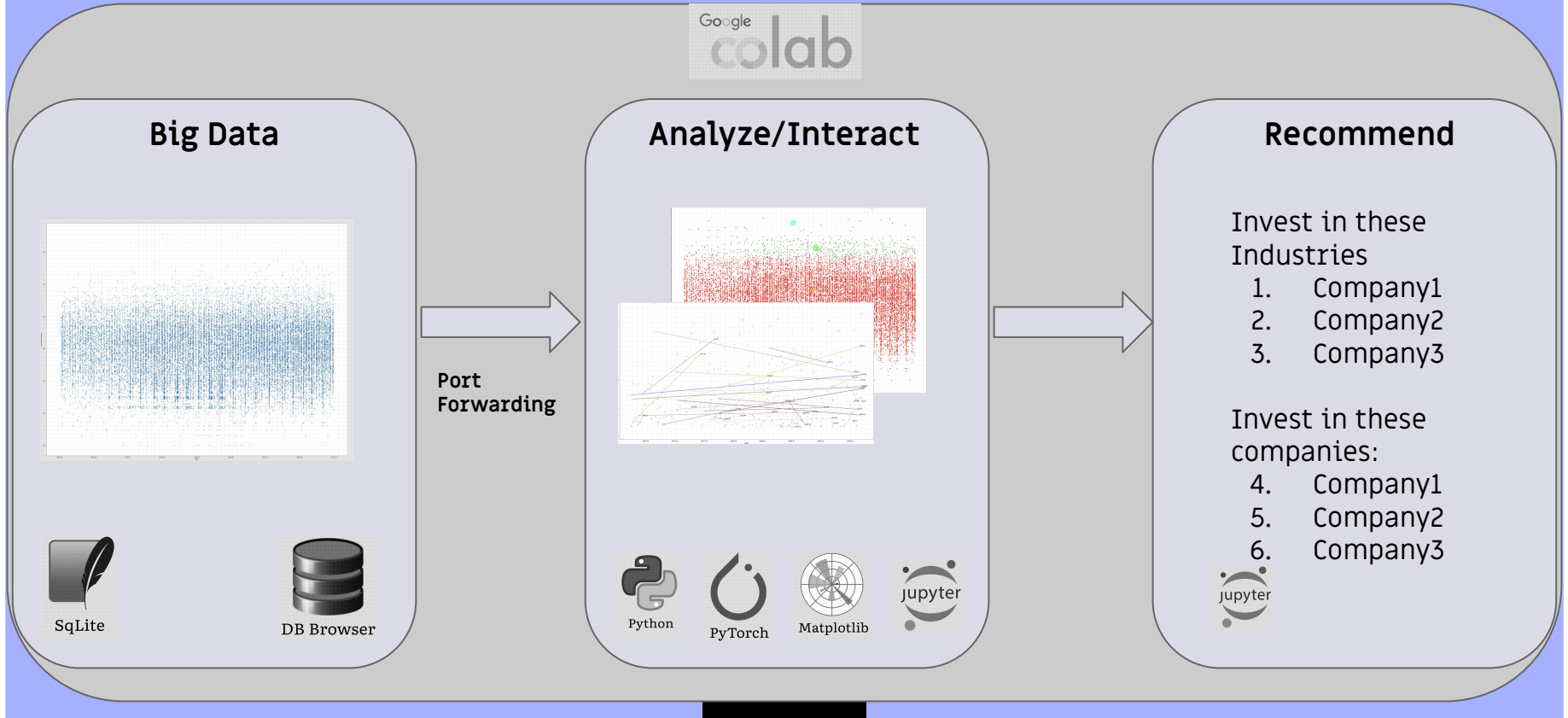
- Design the architecture/code from scratch
- Test lab against 4M record data set

Winter 2022 - “Build the Ferrari” and race it

- Refactor lab for scalability
- Created a Platform
- Test lab against 10M record data set

“Bill.com is going to immediately use this scalable data science lab platform and continue to extend and scale this lab into the AWS EC2 Cloud”
-stu ogawa

System Architecture



Refactored Jupyter User Experience

- Easier user experience navigation
- Quicker results and recommendations
- Faster computations
- Improves efficiency of statistical algorithms
- Visualization of results more user-friendly

Business Archetype Selection

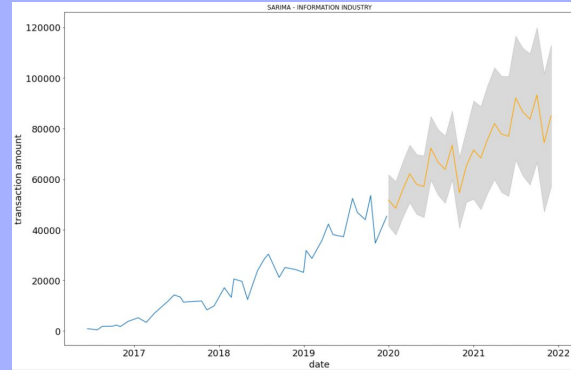
Arch2

changed to Arch2

Selection of Industries in Archetype

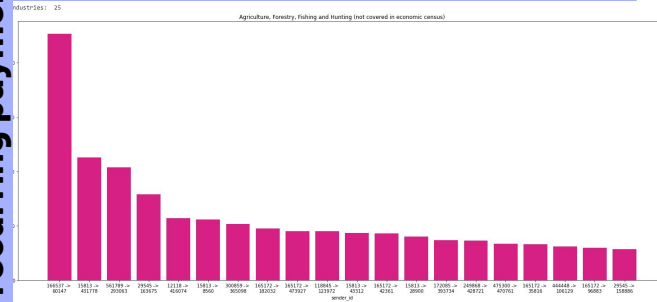
Types: Agriculture, Forestry, Fishing and Mining, Quarrying, and Oil and G Utilities Construction

Transaction amount



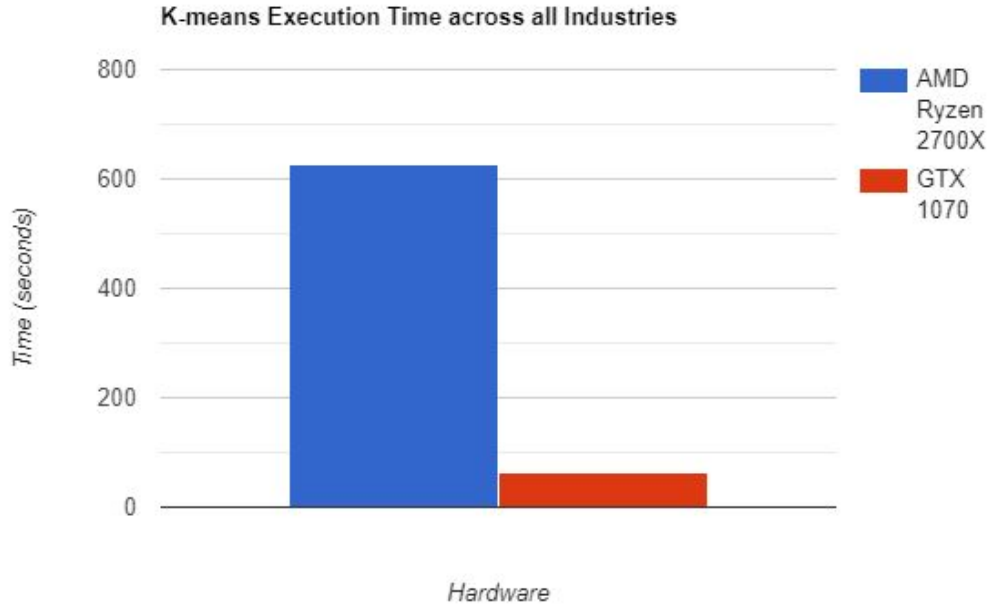
Date

of recurring payments



Customer & Vendor pairs

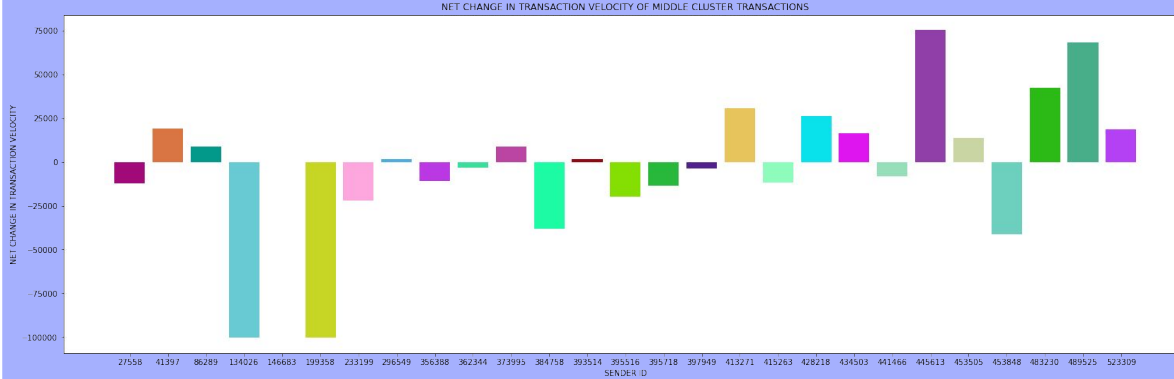
3.5 CPU vs GPU “head to head” compute experiment



CPU: 10M records processed in 10 minutes
GPU: 10M records processed in 1 minute

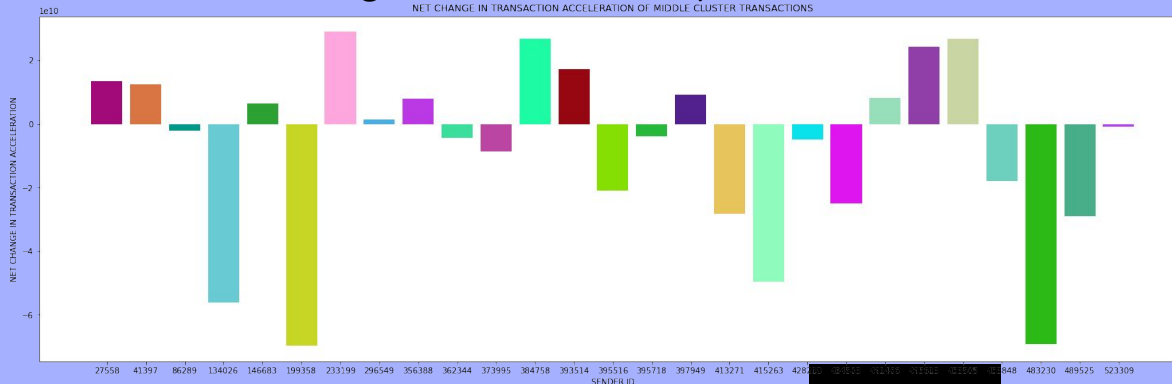
- Dell laptop (2015),
 - AMD 4 core CPU
 - 16GB of RAM
 - GTX 6 core GPU
 - 4GB of RAM
 - 500GB SSD
- PyTorch ver. 1.10.1
- GPU has 10x reduction in compute time = superior hardware for scalability
- K-means computation for one industry takes ~300ms via optimization

3.3 & 3.4: Derivative Analysis on Middle Cluster of K-means



X-axis = Vendor ID

Y-axis = Net change in Trans Velocity/Acceleration

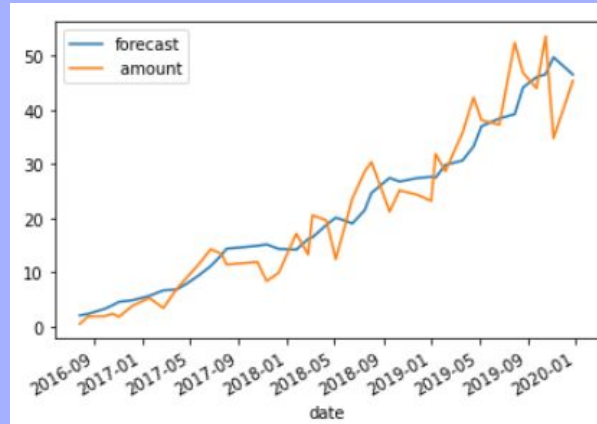


- 1st graph = change in trans amt over time
- 2nd graph = change in trans velocity over time
- We can see which vendors are increasing at an increasing rate = potential for exponential growth

Results 3 - Predict which vendors/customers increasing at an increasing rate

- Time Series moving average for long term trends
 - Four-year data forecast two-year transactions

Business recommendation: use these top 20 business vendors as a “seed” / training data to perform subsequent machine learning and deep learning predictions

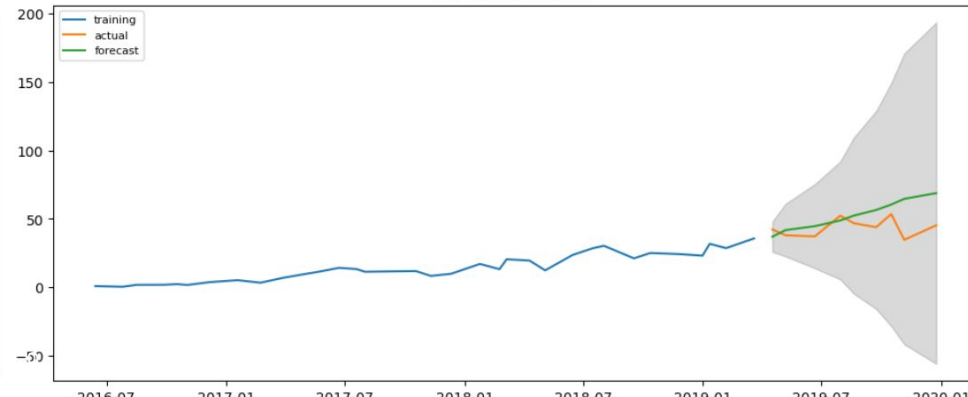
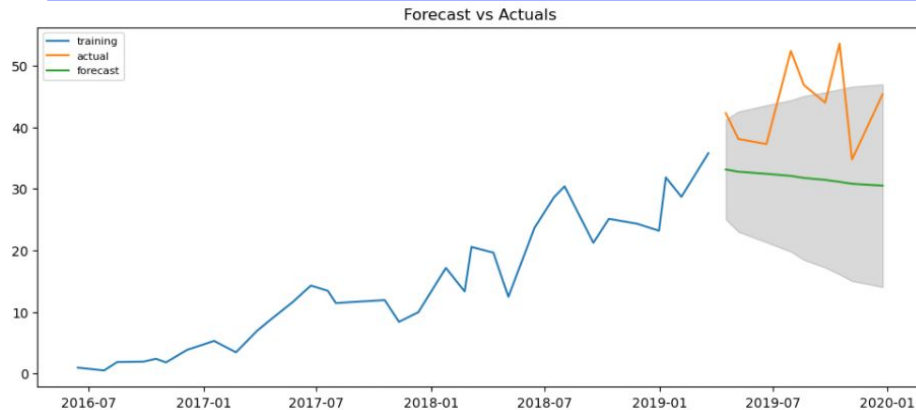
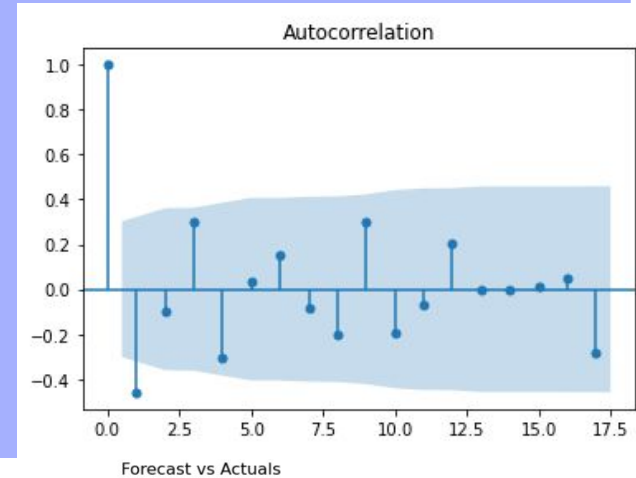


SARIMA: “moving-average” machine learning model for predicting transaction amounts of an industry

1st Step:

Train model w/ 3 years of data

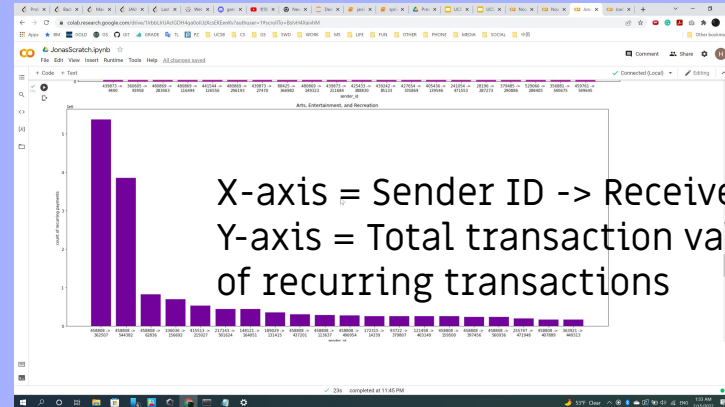
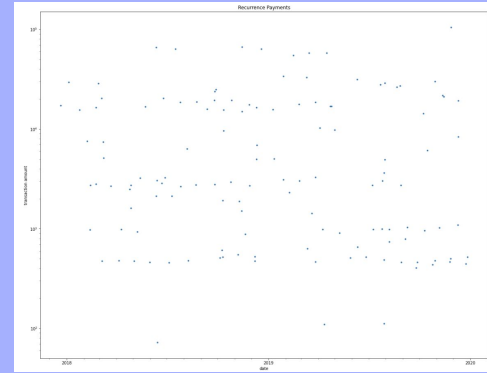
- Blue -> training data
- Green -> model's prediction
- Orange -> actual values
- Grey -> upper/lower bounds



4. Prioritize and Recommend Vendor/Customers pairs with top subscription revenue

- top ten vendors with subscription based revenue
 - used LAG FUNCTION
 - Between 25-35 days, +or- 10% difference in transaction amount

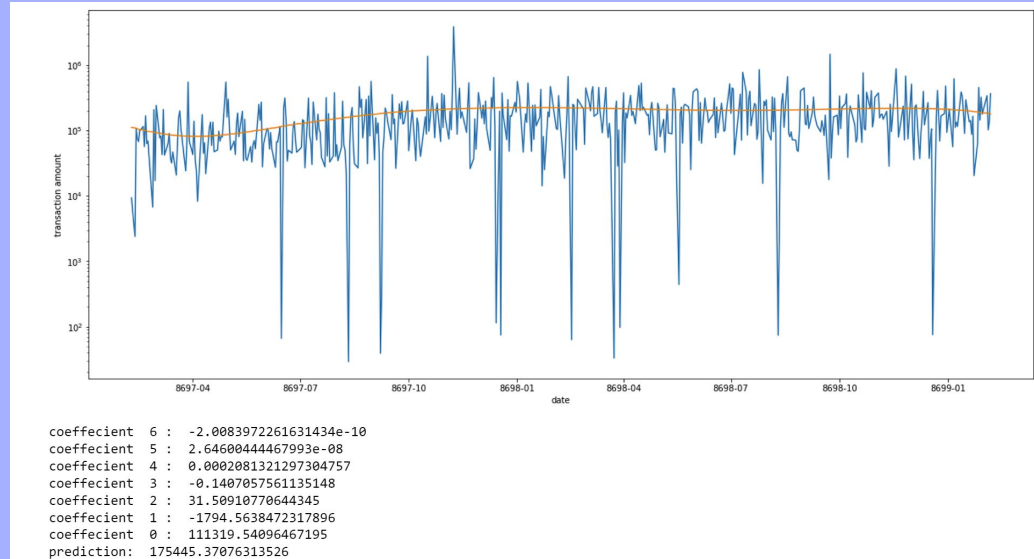
Business recommendation: use the top 20 business vendors as training data to perform subsequent machine learning



2. Regression Analysis for Best Fitting Function & Future Prediction

Use Polyfit to find best fitting function with designated order/derivative

Predict future performance of a certain industry



Final Recommendations

K-means & derivatives

Top 5
Growth Potential

Arts, Entertainment
and Rec.
Professional, Science
and Tech
Education

Regression analysis

Information
Administrative



Top 5
Consistency

Health Care
Manufacturing
Transportation

Time-series analysis

Subscription analysis

Special thanks:



Kevin Pierce
Tech Advisor



Stu Ogawa
Mentor



Chris Nishimura
Tech Advisor